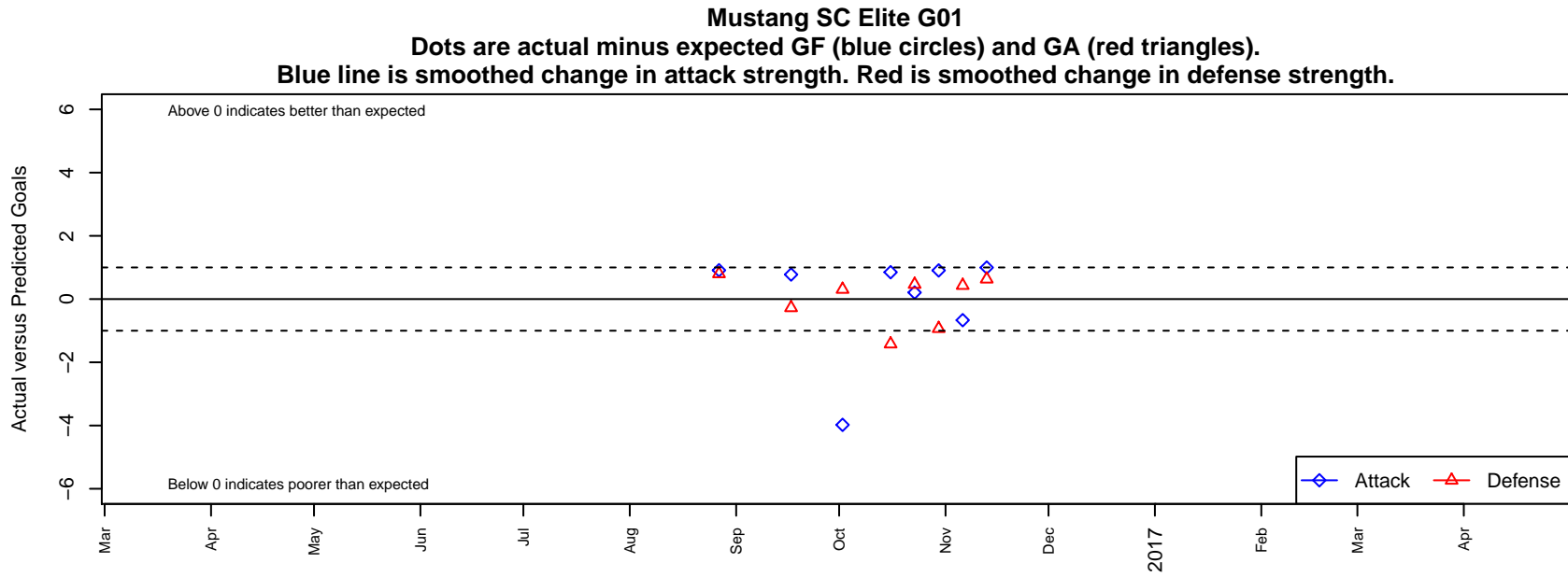


Mustang SC Elite G01

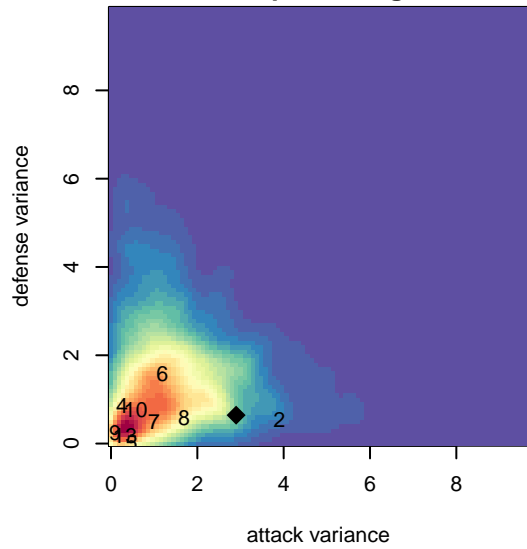
alt names used:

Venues played:
2016 FWRL CAN CRL U16

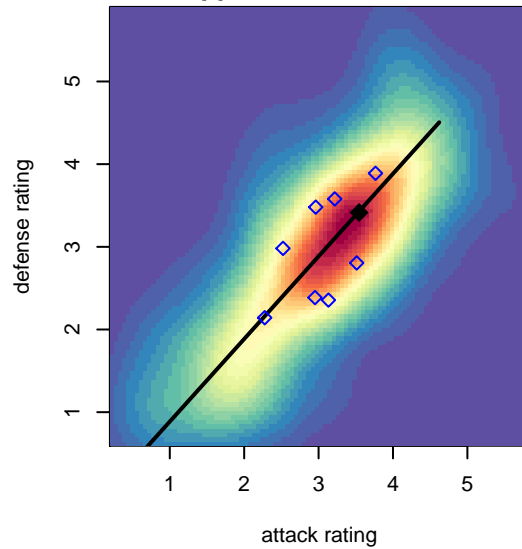
, CAN
G01 total strength=1804
attack=34.63 defense=30.41



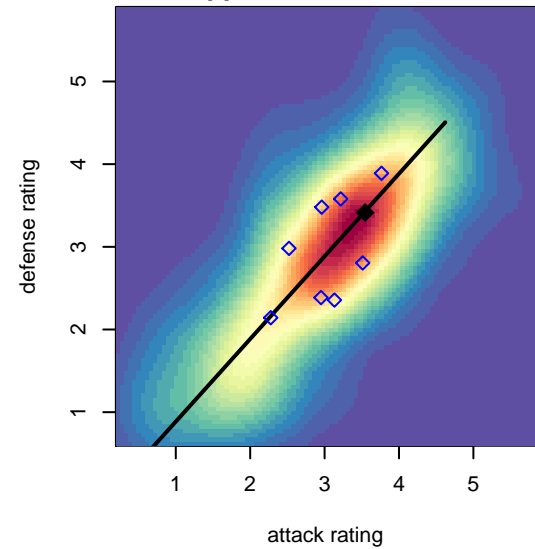
**attack and defense variance (black dot)
relative to other teams
and top 10 in region**



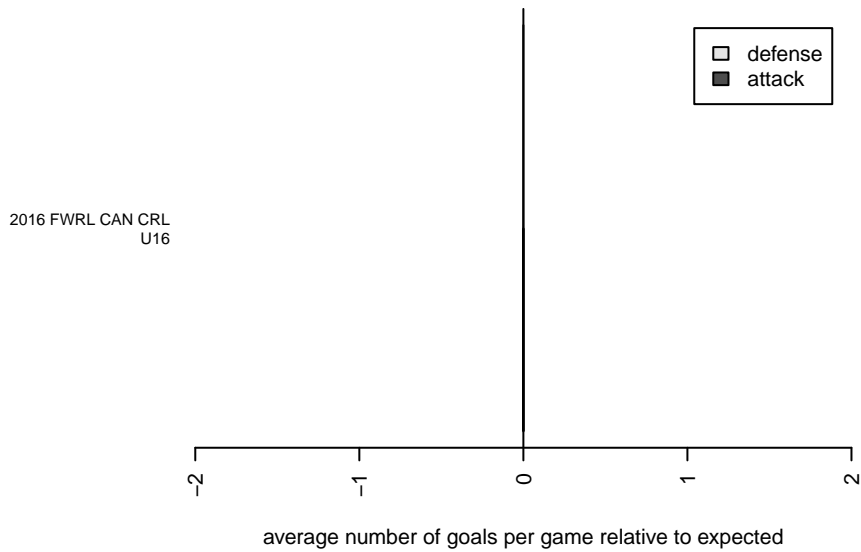
**attack and defense rating
relative to others at age
and all opponents in last 13 months**



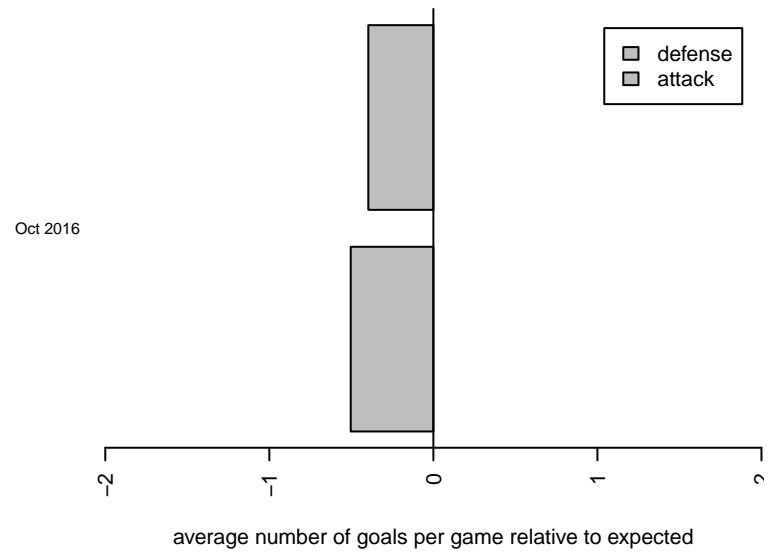
**attack and defense rating
relative to others at age
and all opponents in last 13 months**



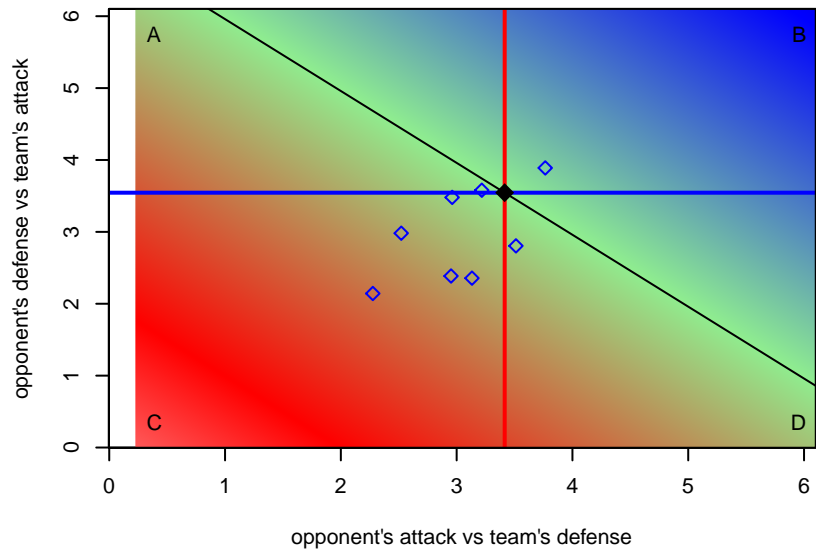
Performance relative to 13 month average



Performance relative to 13 month average



Distribution of opponents
 Red = Lose zone, Blue = Win zone, Green = Even
 Black line separates win/lose zones



lot. A=Neither has attack advantage, B=Opponent has both attack and defense advantage, C=Opponent has both attack and defense disadvantage, D=Both have

date	home		away		venue	pred.home	pred.away
2016-11-13	San Juan SC South G01	0	Mustang SC Elite G01	2	2016 FWRL CAN CRL U16	0.63	1.00
2016-11-06	Mustang SC Elite G01	0	USA Stars G01	1	2016 FWRL CAN CRL U16	0.67	1.43
2016-10-30	Palo Alto SC Blue G01	2	Mustang SC Elite G01	3	2016 FWRL CAN CRL U16	1.07	2.09
2016-10-23	Livermore Fusion SC NPL G01	0	Mustang SC Elite G01	2	2016 FWRL CAN CRL U16	0.46	1.79
2016-10-16	Mustang SC Elite G01	4	Pacifica United SC Strikers G01	2	2016 FWRL CAN CRL U16	3.15	0.58
2016-10-02	Mustang SC Elite G01	0	MVLA Milan Green G01	0	2016 FWRL CAN CRL U16	3.98	0.31
2016-09-17	South San Jose Dynamo G01	1	Mustang SC Elite G01	4	2016 FWRL CAN CRL U16	0.73	3.22
2016-08-27	Santa Clara Sporting Green G01	0	Mustang SC Elite G01	2	2016 FWRL CAN CRL U16	0.80	1.09